


POKOLORUJ:




ZNAJDŹ CIEŃ BALETNICY:




Zaprowadź dzieci na miejsca zgodnie z zamieszczonym kodem

3 →  
2 ↑  
2 →  
1 ↑



PrzedшкоUczek.pl


ZAKREŚL ODPOWIEDNIĄ CYFRĘ:



5

3


2



5

4

6



7

5

6

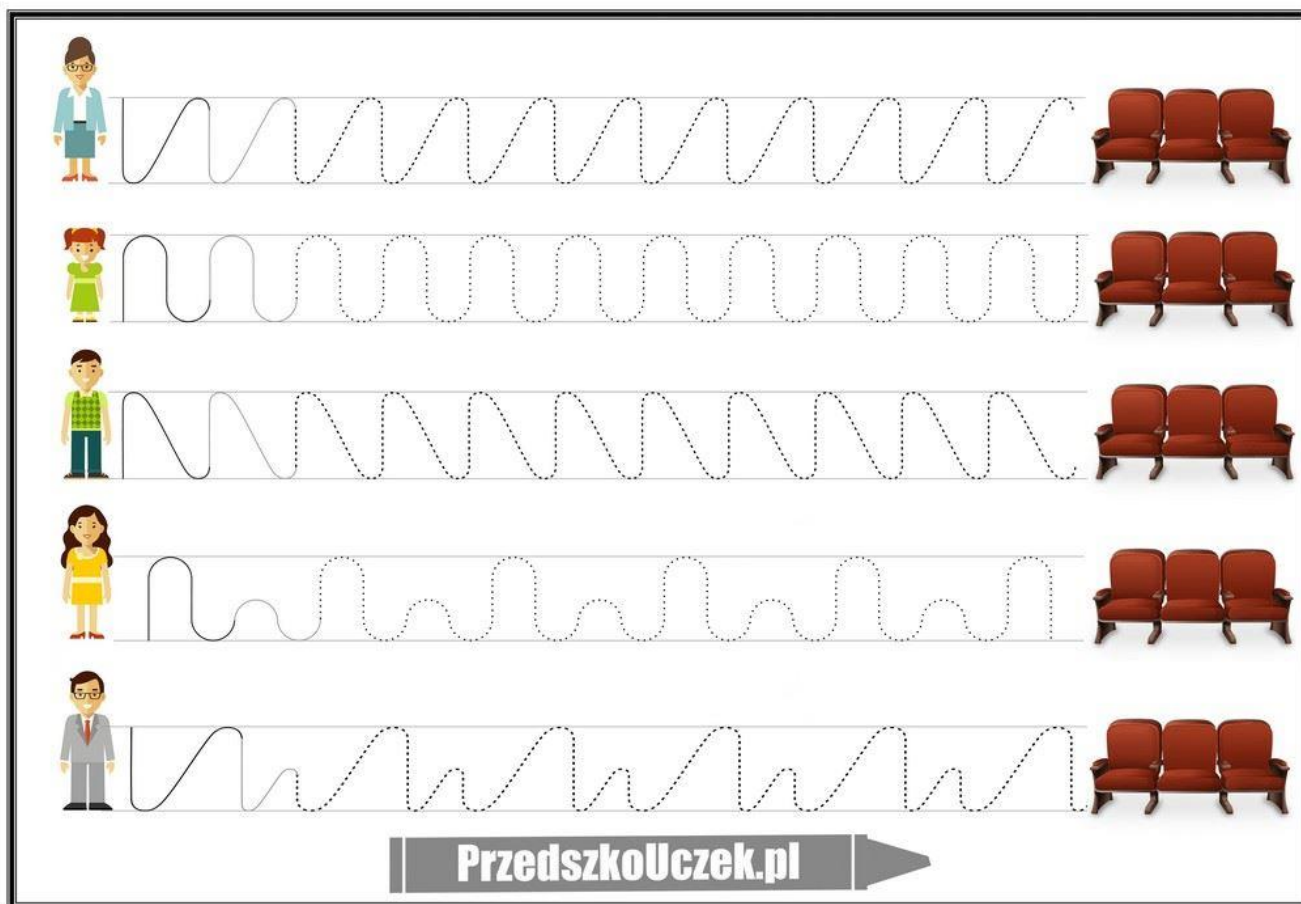


5

6

3

RYSUJ PO ŚLADZIE:



The image shows a tracing practice sheet with five rows. Each row contains a cartoon character on the left, a wavy line pattern in the middle, and three red chairs on the right. The wavy lines are divided into a solid line on the left and a dotted line on the right for tracing. The characters are: a woman in a blue coat, a girl in a green dress, a boy in a green shirt, a girl in a yellow dress, and a man in a grey suit. The chairs are arranged in a row of three.

**PrzedшкоUczek.pl**